V200 (14 x 40)
ESC.: 1:50

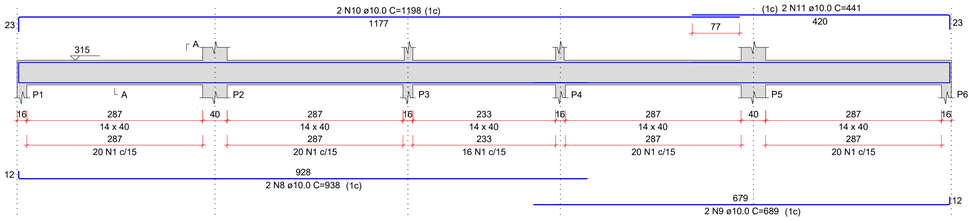

SEÇÃO A-A
ESC.: 1:25

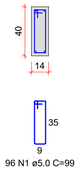

V201 (14 x 40)
ESC.: 1:50

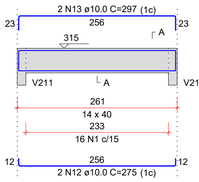

SEÇÃO A-A
ESC.: 1:25

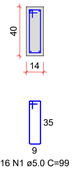

V202 (14 x 40)
ESC.: 1:50

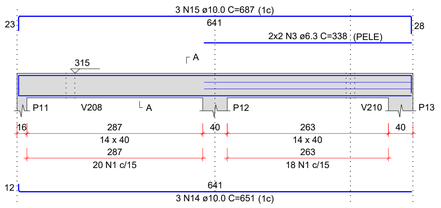

SEÇÃO A-A
ESC.: 1:25

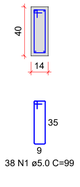

V203 (14 x 40)
ESC.: 1:50

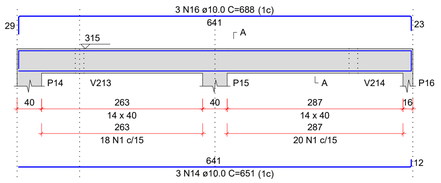

SEÇÃO A-A
ESC.: 1:25

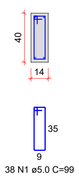

V204 (14 x 40)
ESC.: 1:50

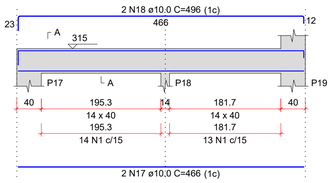

SEÇÃO A-A
ESC.: 1:25

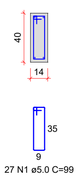

V205 (14 x 40)
ESC.: 1:50

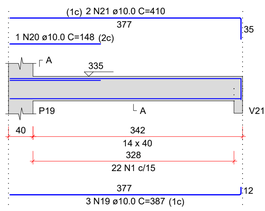

SEÇÃO A-A
ESC.: 1:25

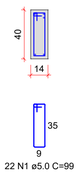

V206 (14 x 40)
ESC.: 1:50



SEÇÃO A-A
ESC.: 1:25

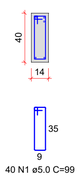

V207 (14 x 60)
ESC.: 1:50

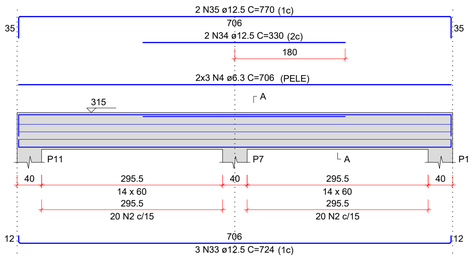

SEÇÃO A-A
ESC.: 1:25

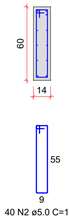

V208 (14 x 40)
ESC.: 1:50

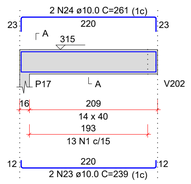

SEÇÃO A-A
ESC.: 1:25

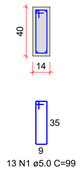

V209 (14 x 40)
ESC.: 1:50

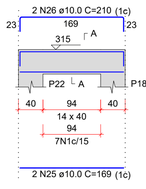

SEÇÃO A-A
ESC.: 1:25

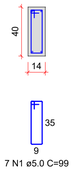

V210 (14 x 40)
ESC.: 1:50

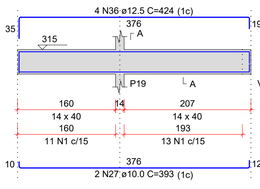

SEÇÃO A-A
ESC.: 1:25

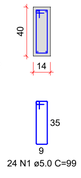

V211 (14 x 60)
ESC.: 1:50

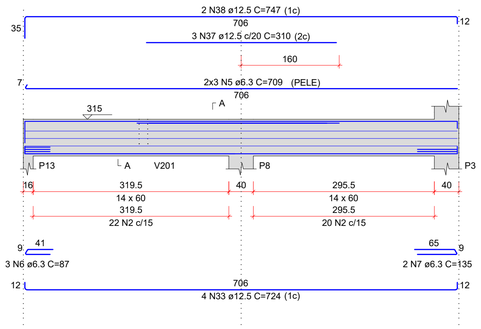

SEÇÃO A-A
ESC.: 1:25

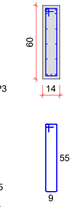

V212 (var)
ESC.: 1:50

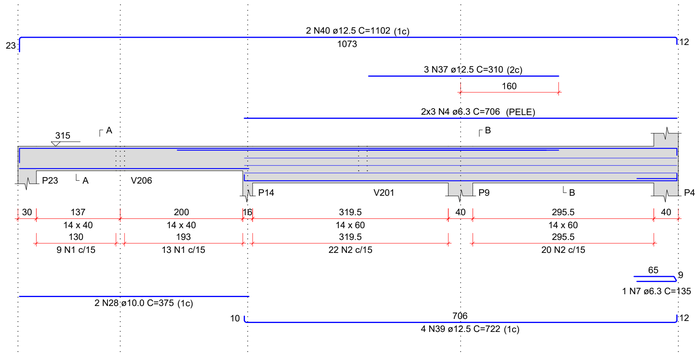

SEÇÃO A-A
ESC.: 1:25

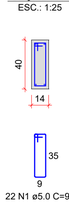

SEÇÃO B-B
ESC.: 1:25

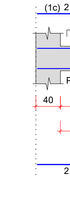

V213 (14 x 40)
ESC.: 1:50

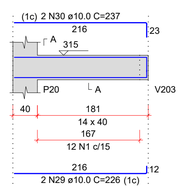

SEÇÃO A-A
ESC.: 1:25

V214 (14 x 40)
ESC.: 1:50

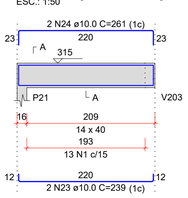

SEÇÃO A-A
ESC.: 1:25

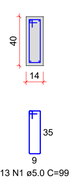

V215 (14 x 60)
ESC.: 1:50

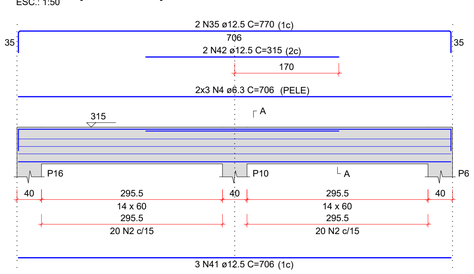

SEÇÃO A-A
ESC.: 1:25

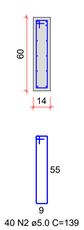

VIGAS 200 (COBERTURA)
Escala Indicada

RELAÇÃO DO AÇO

V200	V201	V202
V203	V204	V205
V206	V207	V208
V209	V210	V211
V212	V213	V214
V215		

AÇO	N	DIAM (mm)	QUANT	C.UNIT (cm)	C.TOTAL (cm)
CA60	1	5.0	368	99	36432
	2	5.0	164	139	22796
CA50	3	6.3	4	338	1352
	4	6.3	18	706	12708
	5	6.3	6	709	4254
	6	6.3	3	87	261
	7	6.3	3	135	405
	8	10.0	2	938	1876
	9	10.0	2	689	1378
	10	10.0	2	1198	2396
	11	10.0	2	441	882
	12	10.0	2	275	550
	13	10.0	2	297	594
	14	10.0	6	651	3906
	15	10.0	3	687	2061
	16	10.0	3	688	2064
	17	10.0	2	466	932
	18	10.0	2	496	992
	19	10.0	3	387	1161
	20	10.0	1	148	148
	21	10.0	2	410	820
	22	10.0	2	559	1118
	23	10.0	4	239	956
	24	10.0	4	261	1044
	25	10.0	2	169	338
	26	10.0	2	210	420
	27	10.0	2	393	786
	28	10.0	2	375	750
	29	10.0	2	226	452
	30	10.0	2	237	474
	31	12.5	2	293	586
	32	12.5	2	621	1242
	33	12.5	7	724	5068
	34	12.5	2	330	660
	35	12.5	4	770	3080
	36	12.5	4	424	1696
	37	12.5	6	310	1860
	38	12.5	2	747	1494
	39	12.5	4	722	2888
	40	12.5	2	1102	2204
	41	12.5	3	706	2118
	42	12.5	2	315	630

RESUMO DO AÇO

AÇO	DIAM (mm)	C.TOTAL (m)	QUANT (Barras)	PESO (kg)
CA50	6.3	189.8	16	46.4
	10.0	261	22	160.9
	12.5	235.3	20	226.6
CA60	5.0	592.3	-	91.3
PESO TOTAL (kg)				
CA50	434			
CA60	91.3			

Volume de concreto (C-25) = 5.79 m³
Área de forma = 75.23 m²

LEITURA DAS ARMADURAS
SEM ESCALA - COTAS EM CENTIMETROS

Tabela de Conversões e Pinos de Dobramento

AÇO	DIAM (mm)	DIAM (pol)	PINO (D) (cm)
CA60	5.0	3/16	3*
CA50	6.3	1/4	3
CA50	8.0	5/16	4
CA50	10.0	3/8	5
CA50	12.5	1/2	6.5
CA50	16.0	5/8	8

* Para Estribos, D=1,5

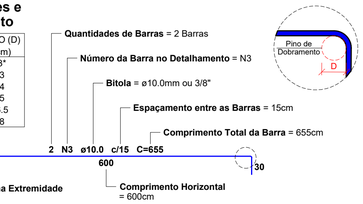

CARIMBOS E APROVAÇÕES:

PROJETO - RESPONSÁVEL TÉCNICO:
WALTER DALPIAZ JUNIOR:04375008962
Assinado de forma digital por WALTER DALPIAZ JUNIOR:04375008962
Dados: 2020.08.17 15:29:32 -03'00'
WALTER DALPIAZ JUNIOR
ENGENHEIRO CIVIL - CREA 075658-9

EXECUÇÃO - RESPONSÁVEL TÉCNICO:

ASSINATURA - PROPRIETÁRIO: [REPRESENTANTE]

REVISÃO	DATA	ALTERAÇÕES

PROJETO ESTRUTURAL

AMAVI
ASSOCIAÇÃO DOS MUNICÍPIOS DO ALTO VALE DO ITAJAÍ
RUA: XV DE NOVEMBRO, Nº 737
CEP: 89160-015 -CENTRO
RIO DO SUL/SC
FONE/FAX: (47) 3531-4242
E-mail: amavi@amavi.org.br
http://www.amavi.org.br

OBRA: CEI Hanna Misfeld

PROPRIETÁRIO: PREFEITURA MUNICIPAL DE AGROLÂNDIA

ENDEREÇO: ALAMEDA TROMBUDO ALTO - BAIRRO TRÊS BARRAS -AGROLÂNDIA/SC

CONTEÚDO: - DETALHAMENTO VIGAS 200

DESENHO: EDUARDO FIGUEIREDO

ÁREA: 146,49m²

ESCALA: INDICADA

DATA: 14/08/2020

FOLHA: EST 07/07

TODOS OS DIREITOS RESERVADOS. PROIBIDA A REPRODUÇÃO PARCIAL OU TOTAL.
DESENHO VÁLIDO SOMENTE ASSINADO PELO RESPONSÁVEL DO PROJETO.